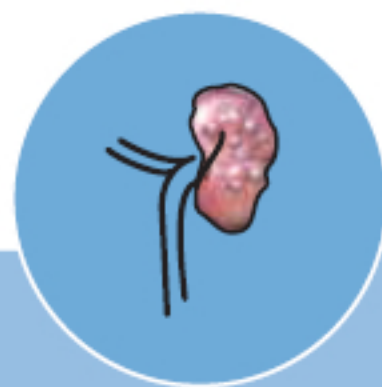


Step 2: Stage CKD



Stage 1
No azotemia

Stage 2
Mild

Stage 3
Moderate

Stage 4
Severe

Creatinine in mg/dL

Stage based on stable creatinine
Canine
Feline

<1.4

1.4–2.0

2.1–5.0


>5.0

<1.6

1.6–2.8

2.9–5.0

>5.0

 **SDMA** in $\mu\text{g/dL}$

>14


>14

Moderately increased

Markedly increased

≥ 25

≥ 45

 Consider understaged based on creatinine

UPC ratio

Substage based on proteinuria
Canine
Feline

Nonproteinuric <0.2 Borderline proteinuric 0.2–0.5 Proteinuric >0.5

Nonproteinuric <0.2 Borderline proteinuric 0.2–0.4 Proteinuric >0.4

Systolic blood pressure in mm Hg

Substage based on blood pressure

Normotensive <150 Borderline hypertensive 150–159

Hypertensive 160–179 Severely hypertensive ≥ 180

 SDMA = IDEXX SDMA™ Test

See iris-kidney.com for more detailed staging, therapeutic, and management guidelines.